



# N.J.B.A. Newsletter

NJBA Volume 19, Issue 1 11/05/14  
<http://njba.abana-chapter.com>

## Editors Soapbox

News letter is late, so I apologize , I need to get myself back on the old schedule. But its still only by a few weeks this time. Anyone who wants to become more involved in NJBA can, you only need to ask and offer your services, it's our group, the more people that are active the better and stronger we are. If you are interested in helping please contact one of the board members listed on page 2. We would like to welcome Adam Howard back to the board. Adam is now involved with Cold Springs Village in Cape May.

We are working on setting up meets with opportunities to learn, forge or teach others what you know. Come out and chat or get your hands dirty! Let's boost the attendance at the upcoming meets. Larry Brown, Editor

## Upcoming events for 2015

We have yet to finalize the events for 2015. We should have this done by the next newsletter and they will be on the web site as soon as we know them, so check occasionally. Below is what we are set up for so far this year.

**March 21st** - Lightweight anvil stand workshop at Marshall's Farm, Howell, NJ

**April 24-26** - A-Day at Delaware Valley College info on page 3

**May 3rd** - Bevins Day at Peters Valley, Layton, NJ information on page 3

**May 17-** Walnford Day information on page 4  
**August first week**, Middlesex Co. Fair, Information next newsletter

**September 20th** - Red Mill at Clinton, NJ information in next newsletter

## Anvil Stand Workshop

We've had to change the date for the Anvil Stand Workshop from March 14 to March 21. PLEASE MAKE A NOTE OF THIS NEW DATE. The nominal starting time will be 9 AM, but some of us will be there earlier, perhaps as much as an hour earlier.

The change was to ensure we'd have at least two weldors on-hand, as a fair amount of the work involves welding.

Right now we have commitments from only two weldors. They might be able to handle all the welding -- but they'd probably be grateful to get some rest breaks. If you weld professionally, or have the skill to do so, we'd REALLY like you to participate. If you can bring your own portable welder, even better -- but please coordinate with Marshall if it isn't gas-driven. (If you plan to bring equipment, contact me at least a week in advance coming so I can get the supplies you'll need.)

If you know any other NJBA members who weld, let us know so that I can solicit their participation.

I may bring my little flux-core welder so that I can tack weld parts into place for the professional welders to weld up solid, saving them some time, but I am not competent to do the final welding.

There are many other tasks to do, besides welding, including cutting, grinding, drilling, possibly filing, bending (hot or cold), jiggling (for the welding) and assembly work. So if you come, we can keep you busy. I plan to start doing some preliminary work in preparation for these workshops as early as this coming Monday evening (at Marshall's open forge

# New Jersey Blacksmiths Newsletter

---

## **The NJBA Web Site!**

The NJBA Web Site is:

<http://njba.abana-chapter.com/>

The Newsletter is at:

<http://www.lightningforge.com/njba/index.htm>

or use the link on the NJBA web site  
for the newsletter.

## **Official NJBA Address**

**NJBA**

**P.O. Box 224**

**Farmingdale, NJ**

**07727-9998**

**Rather than use room in the newsletter,  
All correspondence between  
ABANA and NJBA can be found on the  
ABANA web site.  
If you cannot access it there, contact me  
and I will send you copies.**

## **NJBA Board of Directors**

NJBA Directors information  
is not available online


# New Jersey Blacksmiths Newsletter

---

meet). This work will probably continue for the next few Monday nights preceding the workshop. If we run shy of work for the Anvil Stands, we'll start in on some of the other equipment we need to build -- so there should be plenty to keep people busy.

Bruce Freeman

More information on this workshop and the others on page 5.



## 2015 Delaware Valley College A-Day

The 2015 Delaware Valley College A-Day demonstration will be Friday-Sunday 24-26 April 2015, Doylestown, PA, starting noon on Friday, 10:00 the other two days, ending 6:00 Friday and Saturday and 4:00 Sunday.

This is a low impact event and lots of fun working with the students and demoing in a small fair venue (read: lots of small kids, set up close to all the small child activities and rides). The college provides a 20 x 20 tent, access to power, free parking (if I know you are coming) and drive in/out loading/unloading capability. This is an official PA State Fair, so you can enter your work into competition (normally on that Thursday, I can enter your stuff if I have it early) and possibly win money and a pretty

ribbon. It would be nice to have ironwork other than mine in the various categories for competition. You can display your work but there is no selling to the public. And it is a good place to recruit for NJBA.

I bring my own tooling and equipment, and you are welcome to bring your own also. If there is sufficient interest the trailer can be brought over, or the demo equipment should that be ready.

I will be there all three days. Members can come for whatever time commitment you are comfortable with.

If you want to participate or you want more information please contact me.

Doug Learn  
215.489.1742 (home)  
[cjfdlearn@verizon.net](mailto:cjfdlearn@verizon.net)

## Then 'n' Now Bevans Day

Before there was a Peters Valley in northern New Jersey there was Bevans. That small hamlet was a crossroads along Old Mine Road, an original road traversing the entire area. The name was changed over a century ago to reflect the area's primary farming family.

Today Peters Valley School of Craft (<http://www.petersvalley.org>) is located in both the old village and surrounding area, all part of the Delaware Water Gap National Recreation Area.

On Sunday May 3rd Peters Valley will celebrate Bevans Day, highlighting the history and culture of the area as well as inviting the public to visit all the School's studios, which will be open from 10AM to 5PM. It's a great opportunity to visit the area, see all of what Peters Valley is offering this year, get together with friends and generally hang out! Super place for a ride on a nice day too -

# New Jersey Blacksmiths Newsletter

---

The New Jersey Blacksmith Association will be participating again this year. The Blacksmith Studio will be open and forges hot. Members familiar with Peters Valley will be available to talk with visitors, and smiths can demonstrate a variety of techniques appealing to blacksmiths. Surprisingly, many of the general public have never seen hot metal struck!

Peters Valley has extended a unique opportunity over Bevans' Day weekend for blacksmiths - The Blacksmith Studio will be fully available for our use both Saturday and Sunday. Valley Brook, the adjoining residence, will be available Saturday night for those who may wish to use the shop Saturday and stay over. Kitchen facilities are available.

Sunday all tailgaters are encouraged as well as donations for an IITH drawing. If there's enough interest we could have a cook-out lunch Sunday.

We do need to get an idea of those who want to tailgate as well as those willing to do a brief demo - which can be making something just for fun or sharing ideas, as well as those interested in attending or spending the night, so . . . Questions? More info? Reserve an overnight or tailgate spot? Demo? Suggestions and Great Ideas ? ? ?

Please contact Dave Ennis at (908) 713-1679 or [davidennis@att.net](mailto:davidennis@att.net)

## Meet at Walnford Park May 17th

We will be demonstrating and holding a membership meeting at Walnford Park on May 17th. Walnford is also known as Crosswicks Creek Park and is in Upper Freehold, N.J. Hammer in and demo at Walnford Park. Please come out especially with your family to enjoy a day at the hidden jewel of the Monmouth County Park system - Walnford park. NJBA will have the trailer with three forges at

the demo. We will be immediately across from the working gristmill. There are many activities for children so this is another great family event.

Historic Walnford is the 36 acre Historic District at the heart of Crosswick Creek Park. This country estate and former mill village provides a window to view more than a century of social, technological, and environmental history in Western Monmouth County.

The site includes a large home built for the Waln Family in 1774, an 1879 Carriage House, and assorted outbuildings and farm structures. Much of the site's interpretation is connected to the newly restored and operating late 19th century Gristmill.

### Directions

Directions: Please note: If you choose to do an internet search for directions to this address, be aware that the parking lot on site is not accessible from the Walnford Rd/Hill Rd intersection. Directions below.

From the East Via I-195: Take Exit 11 (Imlaystown/Cox's Corner) and turn left onto Rt.43 (Imlaystown/Hightstown Rd). At the first intersection, turn right onto Rt. 526/Red Valley Rd. At the first light, turn left onto Sharon Station Rd and follow approximately 2 miles. Turn right onto Rt. 539 North. Travel a short distance and turn left onto Holmes Mills Rd. Make first right onto Walnford Road which leads directly into the park.. From the West: Follow I-195 to Exit 8 (Allentown), Rt. 524/539. Turn right and follow Rt. 539 through Allentown. Turn right onto Holmes Mills Rd and then right onto Walnford Rd, which leads directly into the park. From the North: Take Rt. 9, 79, or 34S to 537W to Rt. 539 in Upper Freehold. Turn right onto Rt. 539 (Forked River Rd), then left onto Burlington Path Rd. Turn right onto Holmes Mills Rd and then left onto Walnford Rd, which leads directly into the park.

# New Jersey Blacksmiths Newsletter

## The Lightweight Forge Project

NJBA to Hold Workshops to build Equipment for Demonstrations  
by Bruce Freeman

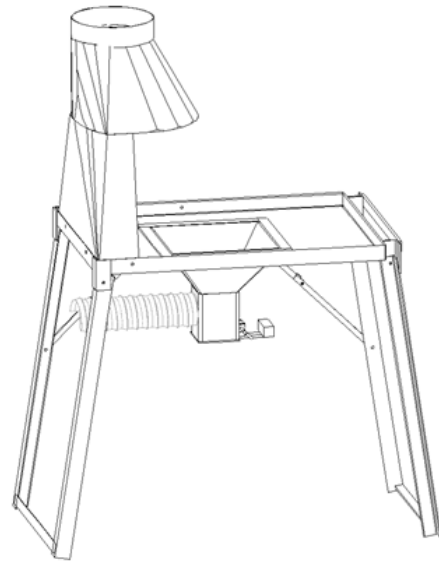
NJBA will be holding workshops to build six sets of portable blacksmithing equipment, each consisting of forge, firepot, hood, flue, anvil stand, and vise stand. One such set will fit into the trunk of a car, and all six of them will fit into the back of a pickup truck, greatly facilitating getting our equipment to demonstrations.

The following figures illustrate the components (not to scale). Figure 1 shows the folding forge table, the firepot, and the SS hood, plus a length of flexible air duct. (Omitted from the drawing are two 2-ft sections of galvanized flue pipe.) Figure 2 shows an anvil mounted on the anvil stand, which adjusts vertically about eight inches. Figure 3 shows a likely version of the vise stand (still in prototype), including an optional set of wheels below and behind the table. A blower will also be needed, but stands for these can be very simple and lightweight, so we don't plan to hold a workshop to make them.

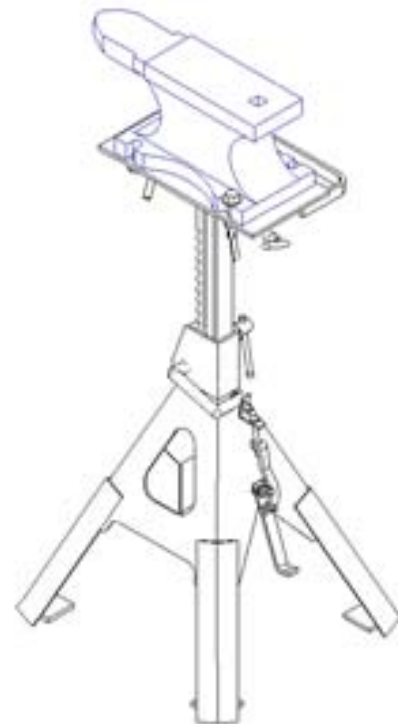
For stowage, the anvil stand is broken down by removing the anvil from the table, and lifting the table and trammel out of the base. The table may also be separated from the trammel if desired. The flue sections lift off the flue and are nested together. The hood lifts off and the firepot lifts out of the forge table. The firepot may then be stowed within the base of the anvil stand, which in turn fits within the hood. The table folds flat. The post of the vise stand (along with the vise) unscrews from the flat base. The optional wheels then may be clamped in the vise jaws and the vise inverted and rolled like a hand truck. The nut and bolt visible in the table are removed and used to protect the threads that join the post to the base.

All the equipment assembles without the use of tools, and there are few separate loose pieces to get misplaced.

We will need the help of NJBA members for to fabricate all this equipment, and invite your participation. The first workshop, to build anvil stands, will be held on **Saturday, March 14, beginning at 9 AM**. The work will be typical fabrication tasks, including cutting, grinding, drilling



**Figure 1.**  
**Forge, Firepot, and Hood**



**Figure 2.**  
**Anvil Stand**  
**(anvil not included)**

# New Jersey Blacksmiths Newsletter

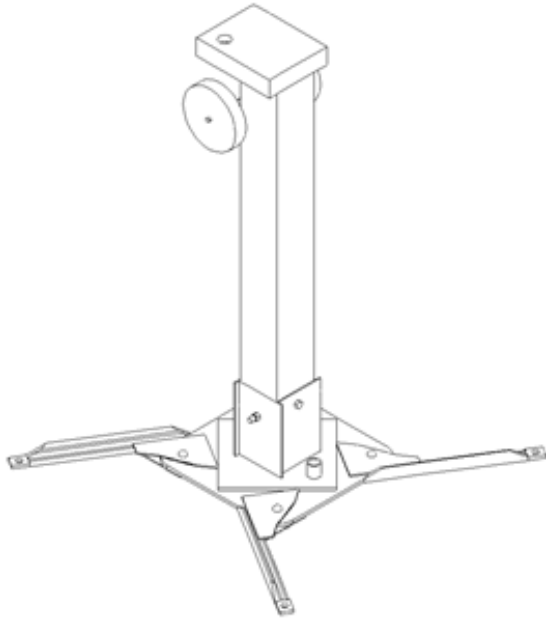


Figure 3.  
Vise Stand

and welding. Please bring your own work gloves and safety glasses as we have only a limited supply in the shop. Questions may be directed to me.

This equipment is primarily intended for light use and portability, rather than for permanent installation in a shop. However, the Board of Directors has opted to open these workshops to NJBA members who wish to go home with equipment of their own. If this is you, contact me at the email or phone number given in the director's list. Final workshop fees are not set yet, pending completion of the materials list, but will probably be \$100 or less for each piece of equipment. A nonrefundable \$50 registration fee will be applicable to this workshop fee.

## NJBA Holiday Party

NJBA closed the year on December 7th with our traditional Holiday Party. Once again Marshall and Jan graciously hosted the party. There was a very good turn out and the food and the selection was great. Many thanks to Marshall for opening their home to us and making this a great party.

## Northeast Blacksmiths Meet At Ashokan NY

<http://www.northeastblacksmiths.org/>  
This Springs demonstrator is  
Seth Gould, April 24, 25, 26



## Blacksmithing Workshops and Classes:

**Peters Valley Craft Education Center**  
19 Kuhn Rd., Layton, NJ 07851 (973)948-5200  
[pv@warwick.net](mailto:pv@warwick.net) [www.pvcrafts.org](http://www.pvcrafts.org)

**Academy of Traditional Arts  
Carroll County Farm Museum**  
500 South Center St. Westminster, MD 21157  
(410)848-7775 (410)876-2667

**Touchstone Center for Crafts**  
R.D.#1, Box 60, Farmington, PA 15437  
(724)329-1370 Fax: (724)329-1371

**John C Campbell Folk School**  
One Folk School Rd.  
Brasstown, NC 28902  
1-800-365-5724 [www.folkschool.com](http://www.folkschool.com)

**Adirondack Folk School.**  
P.O. Box 2 Lake Luzerne, NY 12846  
518-696-2400  
[info@AdirondackFolkSchool.org](mailto:info@AdirondackFolkSchool.org)  
<http://www.adirondackfolkschool.org/>



# New Jersey Blacksmiths Newsletter

## Holcombe Jimison Farm

by Ben Suhaka

The Holcombe-Jimison Farmstead Museum located just north of Lambertville on Route 29 (1605 Daniel Bray Highway) is dedicated to the preservation of Hunterdon County's agricultural heritage from the 18th into the 20th centuries. The blacksmith shop at the Holcombe Jimison Farm is open every Wednesday morning, from 8:00 AM to 12:00PM, and on Sunday afternoon May through October from 1:00 PM to 4:00 PM.

At this time the blacksmith shop consists of three members, myself, Wayne (retired, formerly with the electric division of PSE&G) and Duffy (still working as a small airplane pilot). We also have two home schooled students who show up on Wednesdays, (hopefully on Sunday in the summer). It is proving a little difficult find projects simple enough for them to practice on.

As the weather warms up, we hope to get the shop cleaned up make it more like working display blacksmith shop. We want the visitors, especially the younger generation (the ones that never saw a phone booth or would not know how to work a rotary phone) to get an idea of life in the past. I would like to give them a taste of the work involved to make something as simple as a nail. Let them use the hand crank blower, then the overhead bellows and the hand crank drill press.

Looking forward to this summer when the power hammer, made by one of our member will be installed. We also hope to have two small portable forges set up in front of the shop and bring them back into the shop at the end of the day.



Zack Majorossy 14 years old



Max Renieris 15 years old is learning Blacksmithing from Ben Suhaka, our resident blacksmith