



# N.J.B.A. Newsletter

Volume 5, issue Number 3

Details to be announced.

## Its Fall already!

I don't know where the summer went. A little of this, a little of that, a few days away here and there, throw in a vacation or two, a little demonstrating for some, the Smithing Magician workshop for others and the summer was gone! We don't have a lot of events finalized so we all need to get out there and help fill in the calendar. I also want to take the time to thank all the members who have contributed articles, reports on events and other things to the newsletter, It's our newsletter so lets keep up the good work and keep the members we don't see often, in touch with what's going on! We have a new feature for Beginners called Foundations reprinted from the Anvils Ring. I would like to thank; Marshall Bienstock, Bruce Freeman, Josh Kavett, Doug Learn, David Macauley, Jeff Morelli and Tim Suter for their contributions to this newsletter.

## Upcoming events

### for 2000 and 2001

Remember most of our meets have a "Iron in the Hat" drawing, be sure to bring something. If your not sure what "Iron in the Hat" is see the article by Doug Learn on page 3.

**December 17;** The holiday party will be held at 2 pm at Marshalls home. See details this page.

**January 13;** Meet at **Alex Parubchenko's** shop in Trenton, NJ. Directions on page 2.

**February;** To be announced

**March 24:** The annual Joint meeting at Furnace Town in Snow Hill, Maryland. Lou Mueller is scheduled to be the demonstrator.

**June;** Possible meet at Cold Spring Village in Cape May, NJ. To be announced.

**July;** Monmouth County Fair.

**August;** Joint meet with NJBA/ PABA. Details to be announced. Also we possibly will be involved with the NJ State Fair (Sussex County Fair)

**November NJBA Field Trip:**  
**Campbell Foundry,**  
**Harrison, NJ**

NJBA member John **Chobrd**a (609-443-3106, jchob@earthlink.net) is now taking sign-ups for a tour of the "Campbell Foundry" in Harrison, NJ. The date will be some **WEEKDAY** in November, because the point of the trip is to see a foundry in operation, pouring molten iron. This trip will be limited to the first 20 people to sign up. (If you have limitations what day you can attend, let John know when you contact him.) You will be notified of the final details by phone (or email, if you prefer).

## December Holiday Party

Marshall Bienstock and his wife Jan have once again graciously offered to host the **December Holiday Party on December 17th**. Marshall and Jan will be hosting the **party and pot-luck** in their home located at **301 Casino Drive, Howell, N.J.** The party will be starting at **2 pm** (ph# 732-938-6577). Please bring a covered dish (enough for 6-8 servings), drinks and some of your work to show off. This meeting we will skip the "Iron in the Hat"

**Directions;** Take any N-S route to Rte. I-195 or Rt. 33 and from there to Rt. 9. Go North from I-195 or South from Rt. 33 to Casino Dr.

## January Meet at

### Alex Parubchenko's Shop In Trenton

The meet will be on **Saturday, January 13** starting at **10 am**. The topics for the meet have not yet been confirmed as of this time. Alex usually has something interesting going on in his shop, "The Blacksmith of Trenton." His #2 Nazel power hammer will probably be used for some of the demonstration. Alex also has anvils, coal and leg vises for sale. Bring something for the "Iron in the Hat"



### Directions; To Alex Parubchenko's shop in Trenton, NJ

**Directions:** You can get to 334 N. Olden Ave., Trenton, from US Route 1 (Trenton Freeway) or from Interstate Route 295 or via Arena Drive from Interstate Route 195. From US 1, go SE about 1/2 mile to the shop. From I 295, go NW about 2 miles to the shop. From I 295 go NW about 2 miles, where Arena joins Olden, and then about 2 miles NW on Olden to the shop. The shop is at 334 N. Olden Ave. There is a vacant lot next door where you can park. (Phone: 609-396-9583)

## NJBA Board of Directors

**Marshall Bienstock**, June, 2001  
663 Casino Dr., Howell, NJ 07731  
732-938-6577 732-780-0871  
mbienstock@worldnet.att.net

**Larry Brown**, Editor, June, 2001  
90 William Ave., Staten Island, NY 10308  
718-967-4776  
brownln@hotmail.com

**Bruce Freeman**, June, 2000  
222 Laurel Place, Neptune, NJ 07753  
732-922-8408, 609-716-2827  
freeman@monmouth.com,  
freemab@pt.fdah.com

**Jon Folk**, Director until June, 2001  
P.O.Box 143, Old Bethpage, NY 11804  
(516) 625-5667.

**Bill Gerhauser**, Director until June, 2000  
415 Hutchinson St., Hamilton, NJ 08610  
609-394-1817, bgahow@earthlink.net

**Anton Holdstrom**, Director till 2002  
26 Saddle shop rd., Ringoes N.J. 08551-0349  
Antonholdstrom@msn.com

**Josh Kavett**, June, 2001  
471 Casino Dr., Farmingdale, NJ 07727  
732-431-21 52, jakavett@aol.com

**Doug Learn**, June, 2001  
121 Pebble Woods Drive, Doylestown, PA, 18901  
215-489-1742 doug.learn@Primedica.com

**David Macauley**, Director June, 2000  
4 Patricia Ct., Howell, NJ 07731  
732-206-1568, 732-949-8422  
drm@anchor.ho.att.com

**Jeff Morelli**, June 2001  
234 Rahilly Road, Wrightstown, NJ 08562  
609-723-5990

**Nate Pettengill**, June, 2001  
212 Hazel St, 2nd Floor, Rear. Delanco, NJ 08075  
npetteng@motown.lmco.com

**Steven W. Rhoades**, June, 2001  
513 Harding Highway, Vineland, NJ 08360  
856-697-4144, hotiron1@juno.com

**Bruce Ringier**, June, 2001  
201-652-4526 346 Rt.565 Wantage,NJ 07641

**Tim Suter**, June, 2000  
1112 Ladner Ave., Gibbstown, NJ 08027  
856-423-4417

**Greg Phillips**, Director until 2002  
(914) 457-5671, Acorn Forge, 937 Route 17k,  
Montgomery, NY 12549 suresign@frontiernet.net

## Iron in the Hat!

What is it, why and how does it work?

A commentary by Doug Learn

Iron in the Hat (IITH) is a standard feature of NJBA meetings, indeed most ABANA chapter meetings and the biennial ABANA meetings. However, members may not be clear on what IITH is and what IITH does for the chapters or ABANA. Simply put, IITH is a raffle where members donate items for the purpose of raising money for the chapter. For NJBA, IITH funds many of the services for the membership, including the newsletter, food for meetings, and underwriting the cost of supplies for workshops and meetings, keeping membership costs down. For ABANA, IITH funds the scholarship program. Other chapters designate IITH proceeds for these and other purposes.

The mechanics of IITH is simple. Members donate items to IITH at each meeting. The items can be forged items, shirts, materials, food, or almost anything with some value. Each donated item is marked with a number and placed on a table with a note identifying the item and the donor. A cup with the same number is placed with the item. IITH tickets are usually sold during lunch and the drawing is held right after lunch. One or more members sell two part, numbered raffle tickets. Price is \$1 per ticket, 6 for \$5, 13 for \$10 or 28 for \$20. The purchaser places one part of the ticket (the part with a space for writing name and address) in the cup of any item that they are interested in. The other part (the part that says Keep this Ticket) is retained until the drawing. The member can place as many tickets in a cup as they wish, increasing their chances to win the item.

For the drawing, the tickets for each item are placed in a hat or other container, and a single winning ticket is drawn. The drawing can be done by the person who donated the item, a child, or anyone else. The winning number (or person's name or initials) is read out loud and they claim their prize. If no one claims an item, another ticket is drawn. If more than one of an item is donated (Tim Suter's steel barrels

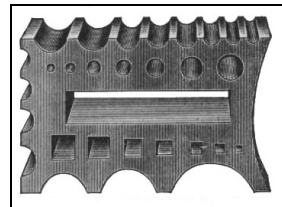
being an example), multiple tickets are drawn for the items.

IITH, while simple to plan and to hold, is a very important part of the financial success of NJBA and many other chapters. So when someone calls out "Buy your Iron in the Hat tickets" remember where the proceeds go. And bring at least one item for IITH to each meeting.

A commentary on the subject by Bruce Freeman

To the best of my understanding, IITH "raffles" are perfectly legal and consistent with the rules governing fund-raising by nonprofit organizations in NJ. This is because they raise money only from the members of the organization. If, instead, we attempted to sell IITH tickets to any Joe on the street, we would probably be running afoul of the rules of what a nonprofit can do, and would probably need some lengthy permits to do it at all, legally. Hence, for NJBA to run IITH is NOT compromising our standing with the law.

IITH's have been well received by NJBA members, providing a much-needed source of funds that has allowed us to provide lunch at meeting remote from food concessions, as well as to finance other activities of the group. We encourage greater participation still so that NJBA can afford greater benefits (newsletters, workshops, demonstrators...) for its membership.



## January and February

### Events Outside of N.J.

**January:** The Gichner Hammer-In will be **Jan 6 & 7** at the Hutchison Brothers Farm in Cordova, MD  
**February 10;** PABA workshop at Ernest Frederick's shop in Kutztown, PA - Paul Huf (1-717-768-0197)

southpaw@epix.net

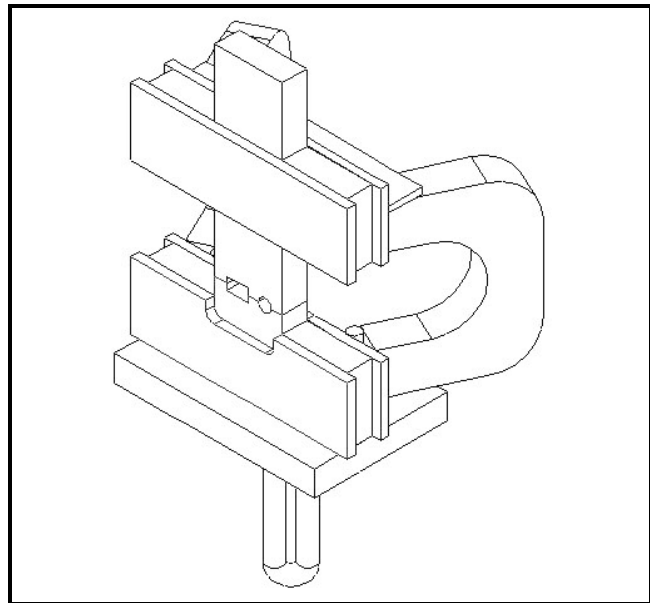

**February 24;** Dan Boone's 5th annual Hammerfest

## August Smithing Magician Workshop

Report by **Marshall Bienstock**

On Sunday, August 27 approximately 20 NJBA members gathered at the shop of Marshall Bienstock with the goal of completing twenty five blacksmith tools variously known as the "blacksmiths helper", "Smithing Magician", or perhaps most descriptively called a "guillotine tool". This tool consists of a fabricated steel frame that holds two steel 3/4" by 2" flat stock of suitable material, one directly over the other, the bottom one being stationary in use and the top one sliding in its railing upwards so that the workpiece can be inserted between the two dies. The top die, which projects above the rails, is then struck with a hammer, forging into the workpiece whatever useful shape has been imparted to the dies. This tool then allows the smith to do work alone that formerly required an assistant to do. Just about any kind of blacksmithing operation can be done with this tool: fullering, swageing, chiseling, veining, punching or whatever your imagination can come up with.

The day began a bit before 9 am when people started to arrive. The biggest challenge is always to make the most effective use of the available manpower, and after a bit of a "shakey" start most people were soon busy with their respective tasks. Holes needed to be drilled and deburred, pieces of flat steel had to be notched with a torch and then ground smooth, pieces needed to be set up in jigs for welding and then removed for the next steps. One sticking point [literally] was removing the jig that lined up the completed railing assembly. But our resourceful crew improvised methods [including a lot of sweat!]



to remove them.

By the time we broke for lunch, we were well over the "hump" in completing the project. After feasting on five or six pizza pies [no one ever did find any with the "works" on them] we had a nice iron in the hat and went back to work to finish our projects. One of the last details was for each participant who purchased a "helper" to decide what size hardie stem to attach, or not put any hardie on at all, which many people chose. After "quality control" adjustments and a final tally of completed pieces was taken we managed to complete 23 "helpers", which gave one or two extra for future sales.

Special thanks to the following people: Dave Macauley cutting and deburring on Saturday, Greg Phillips for a great deburring job with that neat tool he brought, Doug Learn for mastering and directing the flow of materials from station to station and making sure the jigs were set up properly, Larry Brown, John Chobrda and Anton Holstrom for sweating over a lot of welding, and especially to Bruce Freeman for creative design brainstorming, prototyping and sawing pieces, and especially to Josh Kavett for doing the MIG welding [in full leather welding gear] and cutting hundreds of pieces prior to the workshop.

## September meet at Tim Millers' Shop in Bayport Long Island

Report by L Brown

The weather was nice and cool as about a dozen members gathered at Tims' shop. Mike Schermerhorn of Pure Iron was the featured person for the day. Mike started by giving the history of Pure Iron as having the need for a better material than commercially available steel, new wrought iron from England with its high cost or reused wrought iron from scrap with its varying qualities.

Mike explained that this has been a six year effort to find a manufacturer that could supply material to these specifications and a way to distribute it. He has found a manufacturer in Europe that supplied pure iron for electrical transformer plates. By getting them to cast a different size ingot and then having it rolled to large sizes there, he then splits the order with a group in Belgium and ships the rest here. Then it is shipped to mills here that will roll small quantities and then stocked at Art and Metal in Massachusetts.

Tim Miller pointed a piece of  $\frac{3}{4}$  by 1" wrought iron which split at the tip, he then pointed the piece of 1" pure iron with what appeared less work and the upset it back into itself with a hammer. I pointed a 1" steel bar most of the way in one heat, then pointed a pure iron bar and up set it back to the original shape in one heat (Moves nice, makes you look good). Myself with Tim striking shouldered down a rough tenon, cut it off and then punched a  $\frac{5}{8}$  hole through the 1" bar in one heat.

Marshall made a spoon out of 4" of  $\frac{1}{4}$  by 1" bar, he usually uses wrought for this and was impressed with the quality of the iron. Throughout the rest of the day various members tried the iron and it met with very good reviews. John Vecchio gave a talk about a fire brick forge he made to heat long bars for straightening. Jon Folk gave a talk and demo on the handles for Norfolk latches he made for a house recently. The day was finished by Tim giving a talk and a demo on some of the tooling he has made for his power hammer and other jigs in the shop.

## Art & Metal Co., Inc "YOUR PURE IRON SUPPLIER"

243 Franklin Street (route 27), Hanson, MA 02359

<http://www.artandmetal.com>

CALL (781) 294-4446 FAX (781) 294-4477

Hours are from 8am to 5pm Monday thru Friday

Art & Metal Company will be stocking a full range of round bar, rectangles, square bar and sheet at our Hanson, Massachusetts location starting January 2000.

Its' superiority is mainly due to it's physical properties

\*Great malleability that eases forging

\*Excellent cold working properties

(possibilities to stretch it without breaks)

\*Excellent weld ability (because of it's high purity,

Pure Iron has excellent welding qualities). It can be forge welded on the anvil, welded using gas torch & arc welding methods. Finished welds require no subsequent heat treatment.


We have a **50 lb minimum** per order

and this can consist of 2-3 sizes to make 50 lbs.

We also will be accepting American Express, Master Card, or Visa for payments.

## Coal

Coal is now available through Alex Parubchenko at his shop in Trenton. Please contact Alex or John Chobrida at the shop, Phone # (609) 396-9583.



## Unclassified Ads

For sale;

Champion 400 Blower, runs great, \$100

Contact Jeff Morelli.

234 Rahilly Road, Wrightstown, NJ 08562

609-723-5990

[www.artist-blacksmith.org](http://www.artist-blacksmith.org)

It may be the only address you need.

## **PABA Meet, Saturday, Oct 7, 2000**

By Josh Kavett

Bruce Freeman, Bill Ker, and I set out early (6:05 am) from my place to the PABA meet. I turned out to be a perfect fall day for a blacksmithing event. We made the drive in just over two hours, which is no further than we travel to some NJBA events.

The PABA event was held at Eric Greene's house. He had a great lawn to set up the two forge sites. There were half a dozen tailgaters selling, however the one that attracted the most interest was Mike Schermerhorn selling the pure iron. He had a large selection in the back of his pickup. I personally had never used it, but had seen it forged at Flagstaff. I proceeded to buy one pile, then later, another bunch. I did not find much else of interest from the other tailgaters, although they had some neat stuff.

The event started with world renown bladesmith Rob Hudson forging out a blade from 0-1 steel. He gave a most impressive demonstration. (He said he had a seven year waiting list for his knives.) His morning demo had him forge the rough blade shape, then anneal in vermiculite during lunch. At about 1:30, he started to do the grinding and shaping with files and a belt sander. He got the blade mostly finished. He explained that typically he forges out a blade in about two hours, then after annealing, spends two to three days grinding and polishing the blade. The heat treating is done over three days, then further polishing and work on the handle. The samples of his work shown were impeccable. He hardened the blade and did a rough forge tempering. The blade was then auctioned off at the end of the meet. We left before it got sold.

At about 10:00 am, Peter Ross, Master of the Williamsburg Shop, began his demo. He demonstrated forming various elements of a wall bracket. His hammer control was amazing. Not a wasted hit. Also impressive was that he was using pure iron for the first time, and he never missed a beat. If anything, the pure iron made what he did seem even more amazing.

After lunch, he demonstrated forging a pair of compasses with a three interlocking two leaves on the

joint. Again, the master made it seem easy. (He typically can do a complete pair, including filing in an hour.) He made all of the parts, but did not file and finish them. They were sold along with his morning components after we had left.

It was a most enjoyable day. The only problem was it was too much of a good thing with two great demonstrators. Either one would have been more than enough for this meet.

I also left all of Eric's Fisher anvils there. Couldn't figure out a way to borrow a few. They had a great "Iron in the Hat" with almost 80 items donated. Also had a silent auction of about a dozen pieces. PABA is to be congratulated on this fine meet. The weather provided a perfect day. A good time was had by all.

---

## **Pure Iron Impressions**

By Josh Kavett

I had seen this material worked and praised at Flagstaff, and had heard on the Forge and the Junkyard about how great this material is, but I hadn't tried it myself. I bought about \$125 worth on pure hearsay. I can report that all the praise is correct. I have forged several items using my school Forge (only an orange heat), and I only have praise for the material. It draws out easily, and is malleable such that twisting small (1/8") square doesn't shear. I hammered a piece of plate into a ladle and put on an iron handle. If my school program continues, I will be ordering lots of this material for the students to use. It definitely spoils one over using mild steel. I will continue to use this material at my home forge for any items that require material with these characteristics. A couple of weeks ago, there was a thread on the Forge about using this material and pricing of items. I am definitely sold on this material for highly forged items, and am able to do forging that I couldn't do with mild steel, and all forging with less effort and frustration.

Mike Schermerhorn said that is the near future he would get heavier stock than he has now. The biggest section now available is 1 1/2" square. He said he is getting it up to 4" square. It will be interesting to see what smiths around the country do with this material.

## Longstreets' Annual Country Fair

Article contributed by **Jeff Morelli**

One of the jewels of the Monmouth County Park System is Longstreet Farm, Located in Holmdel, NJ. It is a living history farm in the setting of around 1890 when the labor was done without the help of electricity or the internal combustion engine. Man and animal work together as they have done previously for centuries. Workers are dressed in period costume and educate the public about life on the farm before the industrial revolution changed the pace and methods of work for the common man.

NJBA members were invited to man the forge at Longstreets' Annual Country Fair on October 7th. This was a great 19th century event for the whole family which included potato sack races, pie eating contests, hayrides, quilting, corn shelling cider making, blacksmiths, tinsmiths, branding, a magic show and much more. Norman Nelson and I hammered away inside the farms own blacksmith shop.

Norm has been working at Longstreet for a number of years. His life experience and knowledge of farming, smithing, machinery, etc. makes him a true resource of rural American history and know-how. Always eager to share what he's learned Norm is an asset to Longstreet Farm and to our club.

Through out the day I forged flint strikers from files, letting folks play with them and take some home. Norm started off making hooks and tools, but the continuous "Oh, look, he's making horseshoes!" eventually convinced him to give in and forge a few. Phil Andrus had dozens lined up at the rivet forge as he branded wooden shingles and gave them out. We kept our forges going for over seven hours and had the clinkers to prove it!

Due to excellent weather and advertising, thousands came through. Hours were 10 am to 5 pm. At its peak Park Officials estimated an amazing one thousand people on the farm at one time. We burned 75% of our work up in the fire while trying to answer the hundreds of questions.

I encourage more NJBA members to help out in 2001, even if just for an hour or two. Bring some of your work and your business cards if you have them. It's also a great event to try to recruit new members.



## October/November

### Meet at Peters Valley

Report by **Doug Learn**

A small but committed group of members met at Peters Valley Craft Center on 28 October to lend a hand to the Center and John Rias. After the requisite introductions, coffee and donuts, the group broke up and set to the tasks that John had prepared. Over the course of the day four swinging guillotine fullers were forged and fabricated from mild and spring steel and a selection of fullers, drifts, and punches forged from L6 and W1 tool steel for general use in the shop.

After a fast lunch, Iron in the Hat was held, \$130 was separated from the attendees on the chance that the large selection of items would go home with the attendees, including Tim Suter's ever-present barrels and Bruce Freeman's Super Quench kit, and Greg donated the mystery box that may prove to become an IITH tradition. Two t-shirts were sold. And Bruce unveiled the final draft of the Grasshopper treadle hammer plans.

Overall, a good day of blacksmithing fellowship and gave some much-needed assistance to Peters Valley. Thanks to all that attended and hope to see more of you next year, as this will become a yearly event. The Center is a gem of a venue for smithing instruction very close to the membership, and John is an asset to the Center and NJBA, as he helped in obtaining three Peters Valley scholarships for NJBA members this year. Look for more cooperation between NJBA and Peters Valley in the coming years.

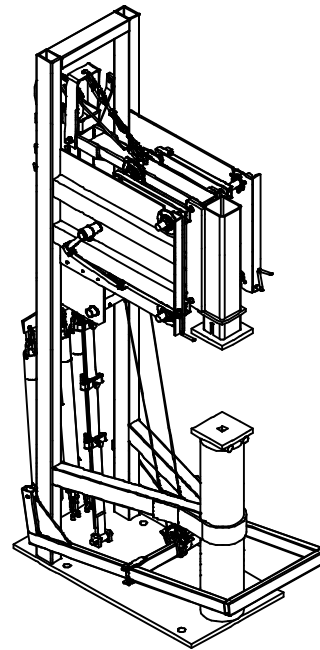
## Plans for the Grasshopper Treadle Hammer Now Available

Bruce Freeman is please to announce the "beta" release of plans for the Grasshopper Treadle Hammer. Readers of this newsletter will recall previous articles describing this treadle hammer, which uses only pivots to achieve a vertical motion of the ram. Bruce and Marshall Bienstock completed a working prototype of the treadle hammer earlier this year. Come out to any Monday evening open forge at Marshall Bienstock's shop to see it and try it out.

The hammer of the new plans is functionally identical to the prototype, but has some computer-aided design changes to make it simpler and easier to build. The plans themselves consist of over 100 engineering drawings of the parts and assemblies, plus parts and stock lists and instructions, plus a multi-color rendering of the finished hammer, all in a loose-leaf binder. "Beta" plans are available from Bruce Freeman for \$25 postpaid. Order by sending your check for \$25 made out to "Bruce Freeman" to 222 Laurel Place, Neptune, NJ 07753. Please allow 6 weeks for delivery.

Bruce also welcomes participants in a feedback-reimbursement program. Contact Bruce ([freeman@monmouth.com](mailto:freeman@monmouth.com), or at the above address) if you would be interested in providing corrections, photographs, and other feedback to help improve the plans and the design of the Grasshopper Treadle Hammer. A cash incentive of up to \$20 would be available, at Bruce's discretion, to persons constructing a hammer and providing substantial feedback. Participation is limited, both in the number of participants and the time in which reimbursement will be available.

The Grasshopper Treadle Hammer is a vertical-motion hammer that uses no sliding or rolling parts to achieve the vertical motion, only pivots. The vertical motion provides accurate striking of the work or tool, regardless of its height or thickness. This is in contrast to the more traditional swinging motion,



which strikes a different point in the horizontal plane, depending upon the height of the tool or work. The principal advantage of using only pivot joints is to enable a longer stroke than can be easily achieved by other means, since designs employing rollers or sliders must keep those devices "engaged" with the ram throughout its stroke.

In addition, the Grasshopper Treadle Hammer has been designed with both utility and ease of use in mind. The anvil is free of obstructions in all directions for at least 15 inches, and more in most directions. The stroke of the hammer is 34", and any portion of this stroke may be used effectively because the height of the treadle can be adjusted to accommodate for different "work heights." Furthermore, through most of the hammer stroke there is no "return force" exerted upward against the foot; only at the bottom of the stroke does a sudden increase in return force provide a "kick-back" to bring the hammer up for the next stroke. This kick-back is adjustable to accommodate different work heights. Both the treadle height and the kickback adjustments are made by means of cranks mounted at the front of the hammer, where the user normally stands, so the user is not exposed to undue hazard (as by reaching under the hammer mechanism).



## 2001 Blacksmith Calendars

Gill Fahrenwald has donated 2—**2001 Blacksmith calendars** to our group. We probably will offer them in the next IITH or two (Iron in the Hat). This is the first time I've seen one of these and I'm impressed. These calendars are very nicely done with clean pictures of Blacksmith shops and events from days gone by. The calendar part has good size boxes to write information concerning your life in. Some important things are prelisted, such as Valentines day and Mothers day (ever forget one of these?) plus all the regular holidays. I'll be buying my tickets for the IITH and if I can't win one I'll order one.

To order one write ;  
Gill Fahrenwald,  
PO Box 2323, Olympia, WA 98507  
or Email him at <anvilman@orcalink.com>

**Business Members**  
We would like to thank those who joined with our new Business Membership category  
Please show them our support

**Ginty's Welding Service, Inc**  
2 Lee Mack Ave., Danbury, Conn, 06810

**Timothy Miller, Artist Blacksmith,**  
Bayport, Long Island, NY (631)419-1185

**Marshall Bienstock**  
663 Casino Dr., Howell, NJ 07731  
(732) 938- 6577, (732) 780-0871

## Attention! Demonstrators Needed!

NJBA receives requests at various times for demonstrators for events. NJBA has decided to form a list of people who can be contacted. If you are interested in doing demonstrations please contact; **David Macauley,**

4 Patricia Ct, Howell, NJ 07731  
(732)206-1568 <drmacauley@att.com>

## Advertise with us!

### Rates for photocopy ready advertisements

Photocopy ready advertisements must not contain photographs, solid backgrounds, etc. and NJBA cannot be responsible if submitted copy does not reproduce well when photocopied. A 25% discount is given for a year paid in full ad. There are 4 issues a year.

Send all copy to Larry Brown (see directors list)

Size Measurements (W x H, less margins)

| Price                        |                   |      |
|------------------------------|-------------------|------|
| Full page                    | 7" x9"            | \$50 |
| Half page, Vertical          | 3.4" x9"          | \$30 |
| Half page, Horizontal        | 7" x 4.4"         | \$30 |
| Quarter page                 | 3.4" x4.4"        | \$20 |
| Business card                | 3.3" x 2" overall | \$10 |
| Business card (NJBA members) | " "               | \$ 5 |

### Rates for unclassified advertisements

Unclassified advertisements must be legible, preferably typed text or sent by e-mail

| Type and size of ad         | Price |
|-----------------------------|-------|
| 12 lines ( about 100 words) | \$15  |
| 6 lines ( about 50 words)   | \$10  |
| NJBA members, 12 lines      | \$ 5  |
| NJBA members, 6 lines       | Free  |

### The Traditional Metalsmith

Blacksmithing: Illustrated & Explained

A Quarterly How-To Journal  
New! **Blacksmithing Basics** New!  
From Fire to Forge to Finish  
Next Issue: **Rails, Part 1**

Tips  
Rails  
Gates  
Tooling  
Finishes

Design & Layout  
Architectural Ironwork  
Floral & Geometric Patterns  
Forged & Mechanical Process

Patterns in Every Issue!

Step-by-Step Process!

Annual Subscription  
(includes this year's 4 Back Issues)  
Please mail \$28.00 to:  
The Traditional Metalsmith  
1229 Bee Tree Lake Road  
Swainsboro, NC 28778  
www.traditionalmetalsmith.com